

Test Report

No. : CE/2019/20325

Date : 2019/02/15

Page : 1 of 5

TAIYO INK MFG. CO., LTD.

900, HIRASAWA, RANZAN-MACHI, HIKI-GUN, SAITAMA 355-0215 JAPAN

The following samples was/were submitted and identified by/on behalf of the applicant as :

Sample Submitted By : TAIYO INK MFG. CO., LTD.
Sample Description : PSR-4000 AUS308/CA-40 AUS308 (UL:PSR-4000EY/CA-40ER)
Color : GREEN
Style/Item No. : INK
Sample Receiving Date : 2019/02/11
Testing Period : 2019/02/11 to 2019/02/15

=====
Test Result(s) : Please refer to following pages.


Troy Chang, Manager - Tech
Signed for and on behalf of
SGS TAIWAN LTD.
Chemical Laboratory - Taipei



This document is issued by the Company subject to its General Conditions of Service printed overleaf, available on request or accessible at <http://www.sgs.com/en/Terms-and-Conditions.aspx> and, for electronic format documents, subject to Terms and Conditions for Electronic Documents at <http://www.sgs.com/en/Terms-and-Conditions/Termse-Document.aspx>. Attention is drawn to the limitation of liability, indemnification and jurisdiction issues defined therein. Any holder of this document is advised that information contained hereon reflects the Company's findings at the time of its intervention only and within the limits of client's instruction, if any. The Company's sole responsibility is to its Client and this document does not exonerate parties to a transaction from exercising all their rights and obligations under the transaction documents. This document cannot be reproduced, except in full, without prior written approval of the Company. Any unauthorized alteration, forgery or falsification of the content or appearance of this document is unlawful and offenders may be prosecuted to the fullest extent of the law. Unless otherwise stated the results shown in this test report refer only to the sample(s) tested.

Test Report

No. : CE/2019/20325

Date : 2019/02/15

Page : 2 of 5

TAIYO INK MFG. CO., LTD.

900, HIRASAWA, RANZAN-MACHI, HIKI-GUN, SAITAMA 355-0215 JAPAN

Test Result(s)

PART NAME No.1 : GREEN INK

Test Item(s)	Unit	Method	MDL	Result
				No.1
Halogen-Chlorine (Cl) (CAS No.: 22537-15-1)	mg/kg	With reference to BS EN 14582 (2016). Analysis was performed by IC.	50	140
Halogen-Bromine (Br) (CAS No.: 10097-32-2)	mg/kg	With reference to BS EN 14582 (2016). Analysis was performed by IC.	50	71.9
Antimony (Sb)	mg/kg	With reference to US EPA 3052 (1996). Analysis was performed by ICP-AES.	2	n.d.

Note :

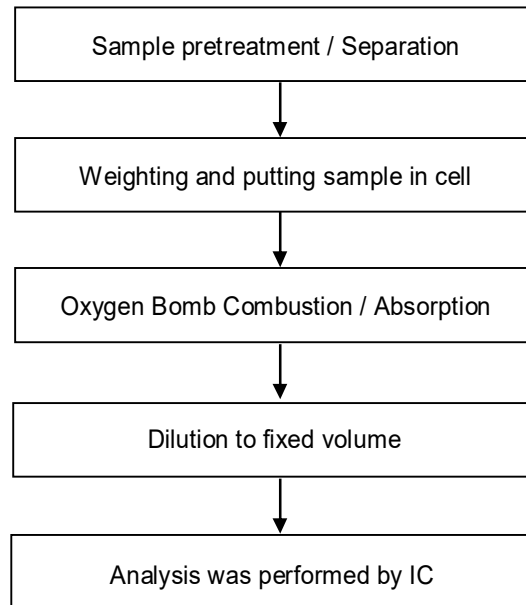
1. mg/kg = ppm ; 0.1wt% = 1000ppm
2. MDL = Method Detection Limit
3. n.d. = Not Detected = less than MDL

TAIYO INK MFG. CO., LTD.

900, HIRASAWA, RANZAN-MACHI, HIKI-GUN, SAITAMA 355-0215 JAPAN

Analytical flow chart - Halogen

- Technician: Rita Chen
- Supervisor: Troy Chang



This document is issued by the Company subject to its General Conditions of Service printed overleaf, available on request or accessible at <http://www.sgs.com/en/Terms-and-Conditions.aspx> and, for electronic format documents, subject to Terms and Conditions for Electronic Documents at <http://www.sgs.com/en/Terms-and-Conditions/Termse-Document.aspx>. Attention is drawn to the limitation of liability, indemnification and jurisdiction issues defined therein. Any holder of this document is advised that information contained hereon reflects the Company's findings at the time of its intervention only and within the limits of client's instruction, if any. The Company's sole responsibility is to its Client and this document does not exonerate parties to a transaction from exercising all their rights and obligations under the transaction documents. This document cannot be reproduced, except in full, without prior written approval of the Company. Any unauthorized alteration, forgery or falsification of the content or appearance of this document is unlawful and offenders may be prosecuted to the fullest extent of the law. Unless otherwise stated the results shown in this test report refer only to the sample(s) tested.

Test Report

No. : CE/2019/20325

Date : 2019/02/15

Page : 4 of 5

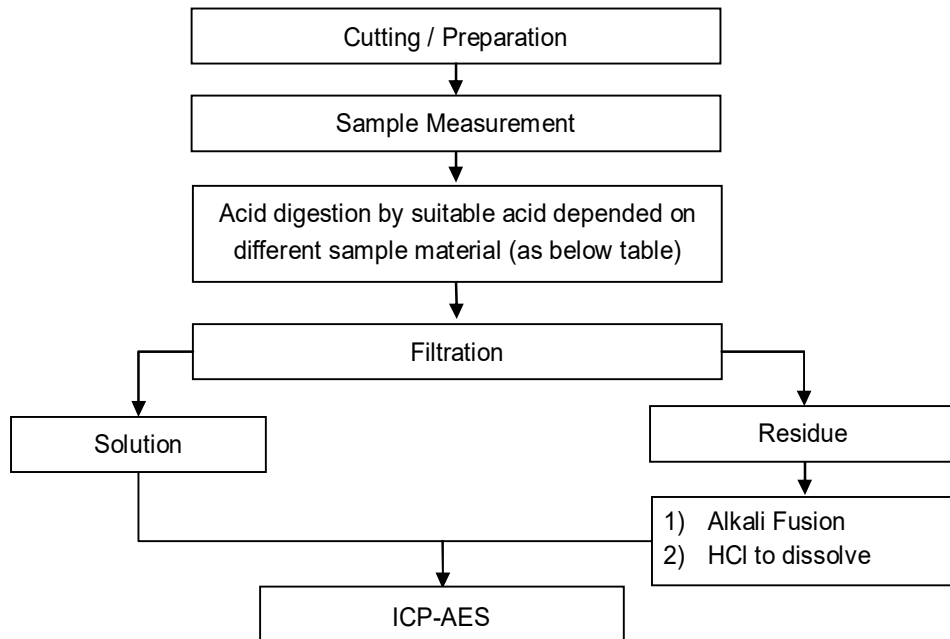
TAIYO INK MFG. CO., LTD.

900, HIRASAWA, RANZAN-MACHI, HIKI-GUN, SAITAMA 355-0215 JAPAN

These samples were dissolved totally by pre-conditioning method according to below flow chart.

- Technician: Rita Chen
- Supervisor: Troy Chang

Flow Chart of digestion for the elements analysis performed by ICP-AES



Steel, copper, aluminum, solder	Aqua regia, HNO ₃ , HCl, HF, H ₂ O ₂
Glass	HNO ₃ /HF
Gold, platinum, palladium, ceramic	Aqua regia
Silver	HNO ₃
Plastic	H ₂ SO ₄ , H ₂ O ₂ , HNO ₃ , HCl
Others	Added appropriate reagent to total digestion

Test Report

No. : CE/2019/20325

Date : 2019/02/15


Page : 5 of 5

TAIYO INK MFG. CO., LTD.

900, HIRASAWA, RANZAN-MACHI, HIKI-GUN, SAITAMA 355-0215 JAPAN

*** The tested sample / part is marked by an arrow if it's shown on the photo. ***

CE/2019/20325



**** End of Report ****

This document is issued by the Company subject to its General Conditions of Service printed overleaf, available on request or accessible at <http://www.sgs.com/en/Terms-and-Conditions.aspx> and, for electronic format documents, subject to Terms and Conditions for Electronic Documents at <http://www.sgs.com/en/Terms-and-Conditions/Termse-Document.aspx>. Attention is drawn to the limitation of liability, indemnification and jurisdiction issues defined therein. Any holder of this document is advised that information contained hereon reflects the Company's findings at the time of its intervention only and within the limits of client's instruction, if any. The Company's sole responsibility is to its Client and this document does not exonerate parties to a transaction from exercising all their rights and obligations under the transaction documents. This document cannot be reproduced, except in full, without prior written approval of the Company. Any unauthorized alteration, forgery or falsification of the content or appearance of this document is unlawful and offenders may be prosecuted to the fullest extent of the law. Unless otherwise stated the results shown in this test report refer only to the sample(s) tested.